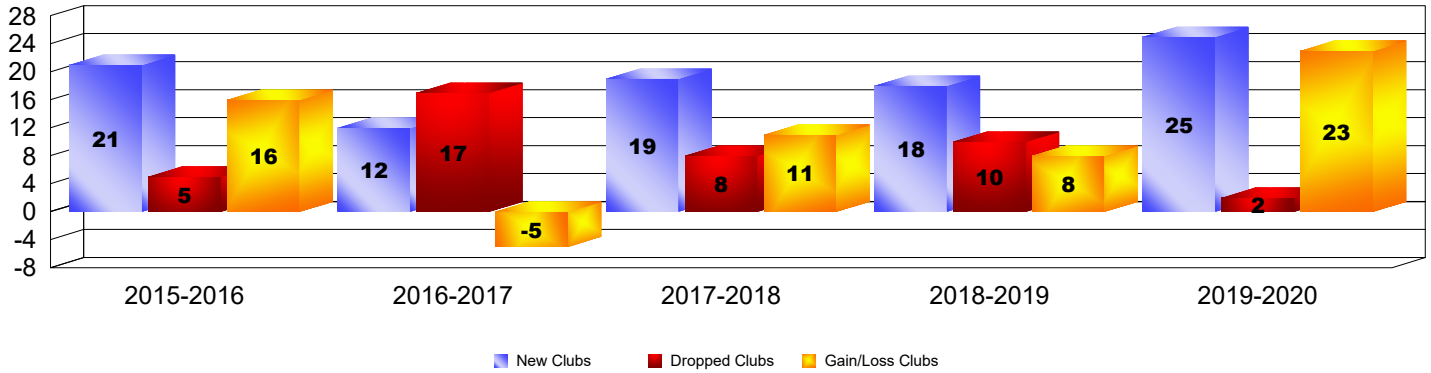


Multiple District 403

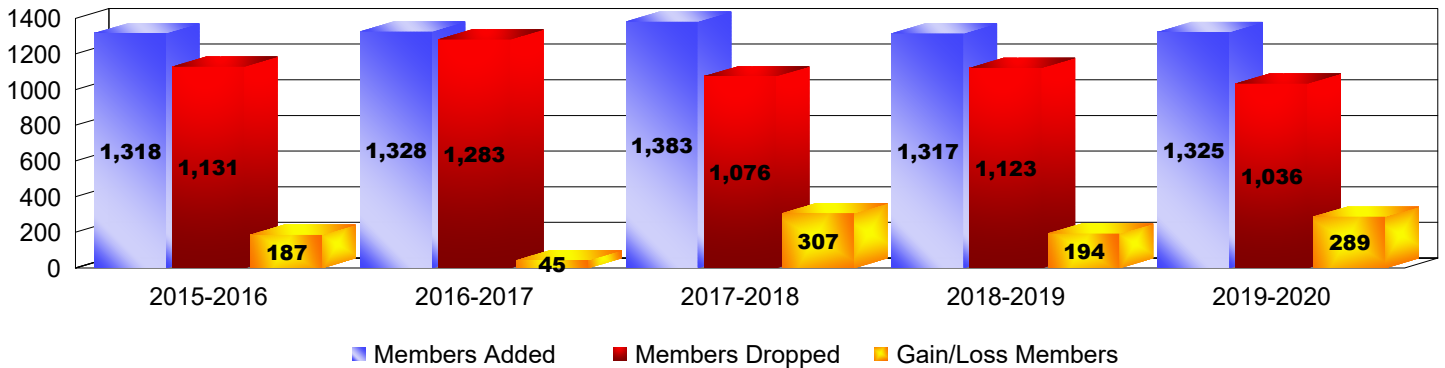
As of June 2020 Cumulative

Year	New Clubs	Dropped Clubs	Gain/Loss Clubs	New Members	Charter Members	Reinstate Members	Transfer Members	Total Member Added	Total Members Dropped	Gain/Loss Members
2015-2016	21	5	16	605	601	105	7	1,318	1,131	187
2016-2017	12	17	-5	785	387	144	12	1,328	1,283	45
2017-2018	19	8	11	730	581	55	17	1,383	1,076	307
2018-2019	18	10	8	673	523	110	11	1,317	1,123	194
2019-2020	25	2	23	524	702	77	22	1,325	1,036	289
Average	19	8	11	663	559	98	14	1,334	1,130	204


Clubs



Members



Membership Composition June 2020 Cumulative



Gender Comparison June 2020 Cumulative

